

LED Shoebox Light



P/N:AL4-150W-N-DLhbdB3-age

Note:

AL4 = Product series, LED Shoebox Light;

150W = Rating Power;

N-DL=AC120-277V,50/60HZ

“h” can be “S” or “20SP” for Surge-protective Device type provided or blank for no Surge-Protective Device provided;

“b” can be “3RP”, “P”, “5RP”, “5NP”, “7RP” or “7NP” for

Photocontrol type provided or blank for no Photocontrol provided;

“d” can be “DM”, “DP”, “Z”, “ZM”, “ZP” or blank for DC sensor type provided or not;

“B” =Lumileds LED;

“3” =TYPE III;

“a” can be any two letters to represent lamp colors , BR=Brown, BH=Black, or Customized;

“e” can be “AM”, “DM”, “YM” to represent mounting bracket types;

“g” can be “XXK” for CCT, 40K=4000K,50K=5000K,57K=5700K;



AM

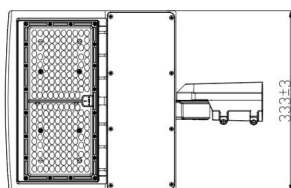
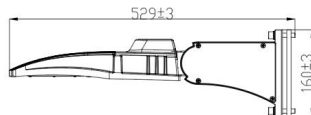
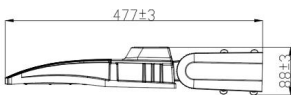


DM

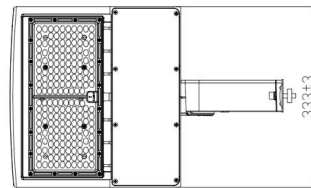


YM

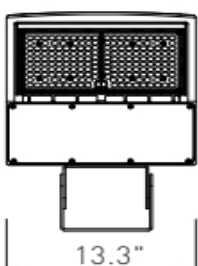
DIMENSIONS



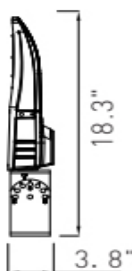
AM



DM



YM



ADVANTAGE

- UL DLC-V5.1(Premium) certificate.
- Lumileds Chip, high CRI;
- Input voltage 120-277VAC
- Output constant current lever can be: adjusted through output cable with 1-10V;
- No UV or IR in the beam;
- Easy to install and operate;
- Energy saving, long lifespan;
- Light is soft and uniform, safe to eyes;
- Instant start, NO flickering, NO humming;
- Green and eco-friendly without mercury;

APPLICATION

- Outdoor basketball court, tennis court;
- Badminton court, the football field;
- The school playground, stadium;
- Outdoor basketball court, tennis court;
- Badminton court, the football field;

LED Shoebox Light

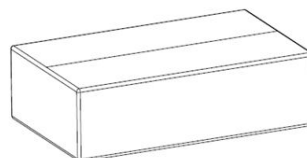
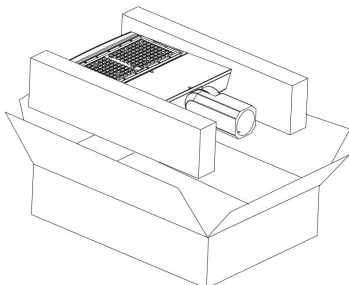
SPECIFICATIONS

OPTICAL	Input Power (Tolerance : ±10%)	150W
	Color Temperature	4000K,5000K,5700K
	Lumen (Tolerance : ±10%)	24000-24450LM
	Efficacy (Tolerance : ±3%)	160-163LM/W
	CRI	>80
	Color Consistency	<6 Steps (or <6 SDCM)
	BUG	B3-U0-G3
	Distribution Pattern	Type III
	Beam Angle (50%) (Tolerance : ±15%)	150*95 Degree
ELECTRICAL	Input Voltage and Frequency	120-277VAC, 50/60Hz
	PF (Tolerance : -3%)	≥0.9
	THD (Tolerance : +5%)	≤20%
	Flicker Percent	<70%
	Driver Brand	Weledpower
	Driver Model	WP-CNB-150U-1A5SCPO7-ZA
	Driver Surge protection	L/N-PE: 4kV, L-N: 4kV
	Dimming	1-10V dimming standard
	Sensor Type	Occupancy Sensor, Exterior Photocell, Integral Sensor Receptacle
	Optional Accessory	Photocontrol, Surge-protective Device, DC Motion Microwave sensor, DC Motion PIR sensor, photocell receptacle, shorting cap
MATERIALS	LED Brand	Lumileds
	LED Type	SMD2835
	LED QTY	322 PCS
	Housing	Die-cast aluminum
	Housing Color	Brown, Black, or Customized
	EPA	1.3 ft ²
	Waterproof Rating	WET (IP65)
OTHERS	Operating Temperature	Motion Sensor: -40°C TO 45°C; With DC Motion Sensor: -30°C TO 45°C
	Storage Temperature	-40°C TO 85°C
	Operating Humidity	10% - 90% RH
	Storage Humidity	5% - 95% RH
	Warranty	5 years

PACKAGE

Bracket Type	Carton Size	Qty / Carton	Net Weight / Carton	Gross Weight / Carton
AM	565*385*155mm	1 PC	4.3Kg	5.1Kg
DM	565*385*155mm	1 PC	4.5Kg	5.3Kg
YM	565*385*155mm	1 PC	5.3Kg	6.1Kg

Tolerance of Carton Size: ±15 MM, Tolerance of Weight: ±10%.



LED Shoebox Light

NOTICE FOR USER

- Please turn off power before install or change assembly parts.
- The input voltage and lamps should be matched, after connecting the power line, Please make sure the wiring section is insulated.
- No-professionals, must not install and disassemble the lamps.

TROUBLE SHOOTINGS

Troubles	Check points
Flickering of the light	Turn off the power and turn on again in 3 minutes. If same phenomena occur, then call agencies.
Out of working	Please check the connection.