


LED CANOPY(MCP05)



Applications:

Parking structures, storage areas, shopping area walkways, entryway, and low level security.

Features

- Sealed die-casting profile for indoor and outdoor applications.
- Voltage is 120-277V & 347V-480V.
- Provide with a PIR sensor ideal for parking garage and optional with emergency battery.
- Replacing 100W MH.
- Operating temperature is -40°C to 40°C (-40°F to 113°F).
- UL/cUL wet location listed and DLC qualified.



Housing

One piece die cast housing better waterproofing ,suitable for both indoor and outdoor application.

Mounting Bracket

Suitable for J-BOX mounting, and easy for installation, also support pendant mounting,wires coming out from the back for easier wire connections.

PHOTOMETRY

Parking Garage Photometry and polycarbonate optical lens with heat resisting.

1/2inch knock hole

Support wires coming from the hole for easier wire connections. Optional PIRsensor and Emergency Battery.

PERFORMANCE DATA

			4000K(70CRI)		5000K(70CRI)	
SYSTEM WATTS	PHOTOMETRY	VOLTAGE	LUMENS	LPW	LUMENS	LPW
20W	Parking Garage	120-277VAC	2600lm	130lm/W	2600lm	130lm/W
27W	Parking Garage	120-277VAC	3750lm	139lm/W	3800lm	141lm/W
40W	Parking Garage	120-277VAC/347-480V	5350lm	134lm/W	5450lm	136lm/W
60W	Parking Garage	120-277VAC/347-480V	7800lm	133lm/W	8000lm	133lm/W

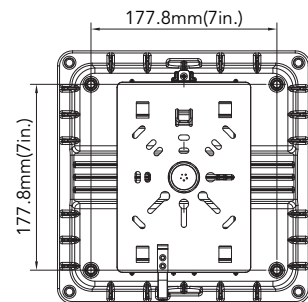
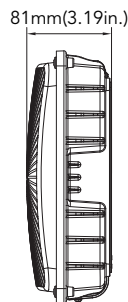
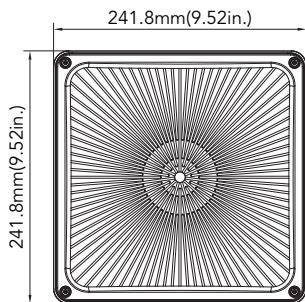
ELECTRICAL DATA

Number Of Drivers	Driver Current (mA)	Nominal Power (W)	INPUT VOLTAGE (V)	CURRENT (Amps)
1	740	20	120	0.17
		20	208	0.10
		20	240	0.08
		20	277	0.07
1	670	27	120	0.23
		27	208	0.13
		27	240	0.11
		27	277	0.10
1	980	40	120	0.33
		40	208	0.19
		40	240	0.17
		40	277	0.14
	1020	40	347	0.12
		40	480	0.08
1	1500	60	120	0.50
		60	208	0.29
		60	240	0.25
		60	277	0.22
	1600	60	347	0.17
		60	480	0.13

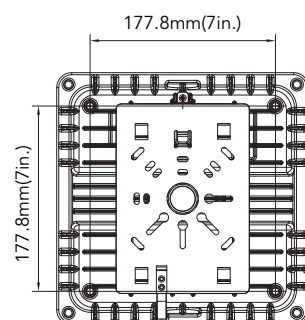
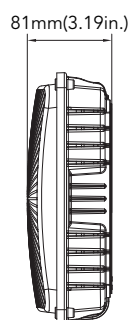
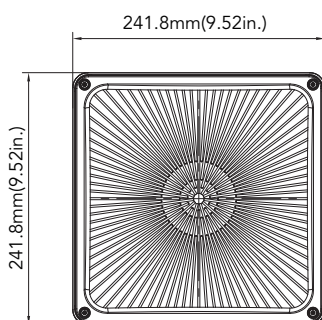
DIMENSION

unit: inch/mm

Net Weight:
20W: 3.536lbs
27W: 3.615lbs
40W: 4.166lbs

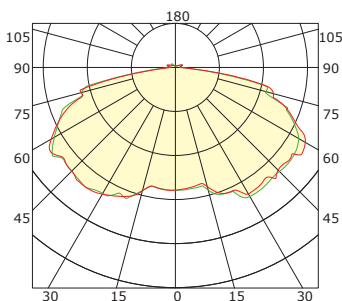


Net Weight:
60W: 5.070lbs



PHOTOMETRICS

Parking Garage



ORDERING GUIDE

Example: MCP0540W27V40KDMDBU

Fixture Type	Wattage	Input Voltage	CCT	Finish	Sensor (Option)	Dimmable(Option)	Emergency Battery (Option)	Internal Code
<input type="text"/>	<input type="text"/>	<input type="text"/>	<input type="text"/>	<input type="text"/>	<input type="text"/>	<input type="text"/>	<input type="text"/>	<input type="text"/>
MCP05 MCP Series	20 20W 27 27W 40 40W 60 60W	27V 120-277V 48V 347-480V	40K 4000K 50K 5000K	D Dark Bronze B Black W White SG Silver Gray	M With Sensor Blank Without Sensor	D 1-10V Dimmable Blank NO Dimmable	B With Battery Blank Without Battery	Blank Alphanumeric

Note: 1. 20W and 27W are limited to 120-277V input only.
2. 20W only for NO Dimmable.
3. Only the DIM has emergency battery options.

DLC Model NO.

SYSTEM WATTS	VOLTAGE	CCT	DLC NO.	DLC Classification
20W	120-277V	4000K	MCP0520W27V40K[D,B,W,SG][Blank,M][Blank,0-9,A-Z,a-z]	Standard
	120-277V	5000K	MCP0520W27V50K[D,B,W,SG][Blank,M][Blank,0-9,A-Z,a-z]	Standard
27W	120-277V	4000K	MCP0527W27V40K[D,B,W,SG][Blank,M]	Standard
	120-277V	5000K	MCP0527W27V50K[D,B,W,SG][Blank,M]	Standard
40W	120-277V	4000K	MCP0540W27V40K[D,B,W,SG][Blank,M]	Standard
	120-277V	5000K	MCP0540W27V50K[D,B,W,SG][Blank,M]	Standard
27W	120-277V	4000K	MCP0527W27V40K[D,B,W,SG][Blank,M][Blank,B][Blank,0-9 or A-Z or a-z]	Standard
	120-277V	4000K	MCP0527W27V40K[D,B,W,SG][Blank,M]D[Blank,B][Blank,0-9 or A-Z or a-z]	Premium
	120-277V	5000K	MCP0527W27V50K[D,B,W,SG][Blank,M][Blank,B][Blank,0-9 or A-Z or a-z]	Standard
	120-277V	5000K	MCP0527W27V50K[D,B,W,SG][Blank,M]D[Blank,B][Blank,0-9 or A-Z or a-z]	Premium
40W	120-277V	4000K	MCP0540W27V40K[D,B,W,SG][Blank,M][Blank,B][Blank,0-9 or A-Z or a-z]	Standard
	120-277V	4000K	MCP0540W27V40K[D,B,W,SG][Blank,M]D[Blank,B][Blank,0-9 or A-Z or a-z]	Premium
	347-480V	4000K	MCP0540W48V40K[D,B,W,SG][Blank,M]D[Blank,B][Blank,0-9 or A-Z or a-z]	Premium
	120-277V	5000K	MCP0540W27V50K[D,B,W,SG][Blank,M][Blank,B][Blank,0-9 or A-Z or a-z]	Standard
	120-277V	5000K	MCP0540W27V50K[D,B,W,SG][Blank,M]D[Blank,B][Blank,0-9 or A-Z or a-z]	Premium
	347-480V	5000K	MCP0540W48V50K[D,B,W,SG][Blank,M]D[Blank,B][Blank,0-9 or A-Z or a-z]	Premium
60W	120-277V	4000K	MCP0560W27V40K[D,B,W,SG][Blank,M][Blank,B][Blank,0-9 or A-Z or a-z]	Standard
	120-277V	4000K	MCP0560W27V40K[D,B,W,SG][Blank,M]D[Blank,B][Blank,0-9 or A-Z or a-z]	Premium
	347-480V	4000K	MCP0560W48V40K[D,B,W,SG][Blank,M]D[Blank,B][Blank,0-9 or A-Z or a-z]	Premium
	120-277V	5000K	MCP0560W27V50K[D,B,W,SG][Blank,M][Blank,B][Blank,0-9 or A-Z or a-z]	Standard
	120-277V	5000K	MCP0560W27V50K[D,B,W,SG][Blank,M]D[Blank,B][Blank,0-9 or A-Z or a-z]	Premium
	347-480V	5000K	MCP0560W48V50K[D,B,W,SG][Blank,M]D[Blank,B][Blank,0-9 or A-Z or a-z]	Premium