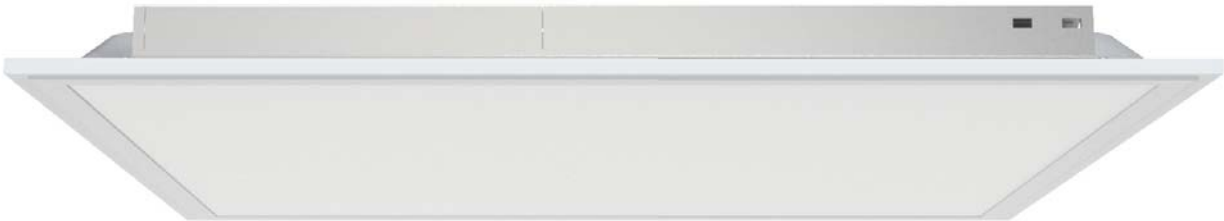




Power and CCT Tunable Back-lit LED Panel Light

Product Appearance





Product Features

- 1. DIP Switch: 3 different Power and 3500K/4000K/5000K CCT tunable.
- 2. Smooth and comfortable light, no glare, no flicker.
- 3. High lighting efficiency:> 130lm/W.
- 4. Ra>80, PF>0.95, THD<15%.
- 5. White high-strength aluminum frame, seamlessly.
- 6. High quality 0-10V dimming isolated driver. High driver efficiency:>90%.
- 7. Smart options for bi-level dimming, motion and occupancy sensor and emergency functions.
- 8. Convenient access to retrofit. Ideal for office, retail and other architectural spaces.
- 9. ETL and DLC premium certified.
- 10. Five years' warranty

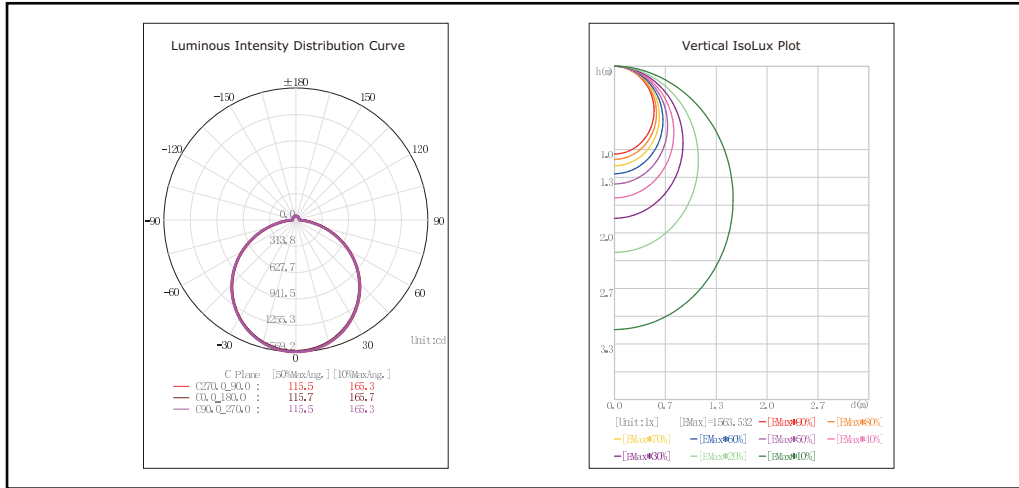
Specification

Mode	Size	Power	Input Voltage	Dimmable	PF	Light Efficacy	Ra	CCT
BPL-22-40W-L-H	2X2	30-35-40W	AC100-277V	0-10V	>0.9	130lm/w	80	3500K/4000K/5000K
BPL-14-40W-L-H	1X4	30-35-40W	AC100-277V	0-10V	>0.9	130lm/w	80	3500K/4000K/5000K
BPL-24-50W-L-H	2X4	30-35-40W	AC100-277V	0-10V	>0.9	130lm/w	80	3500K/4000K/5000K

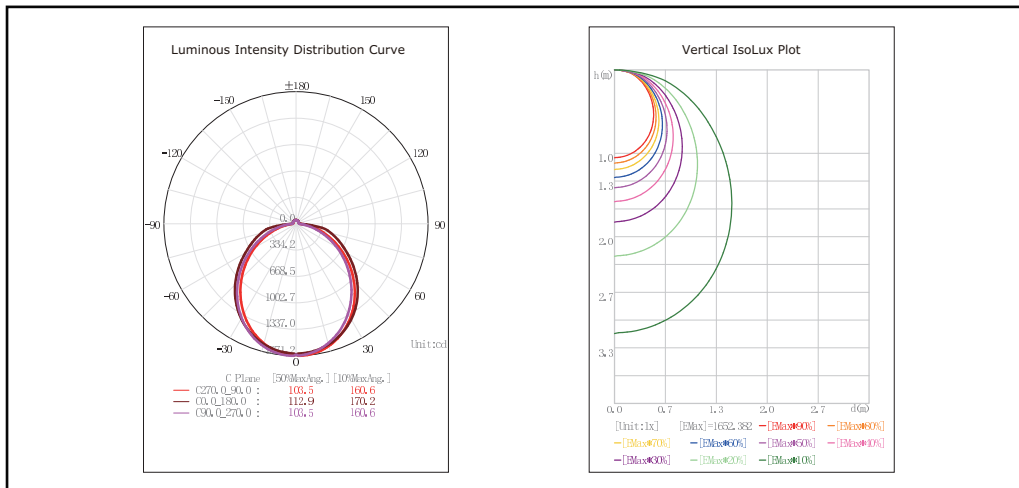


Testing Report

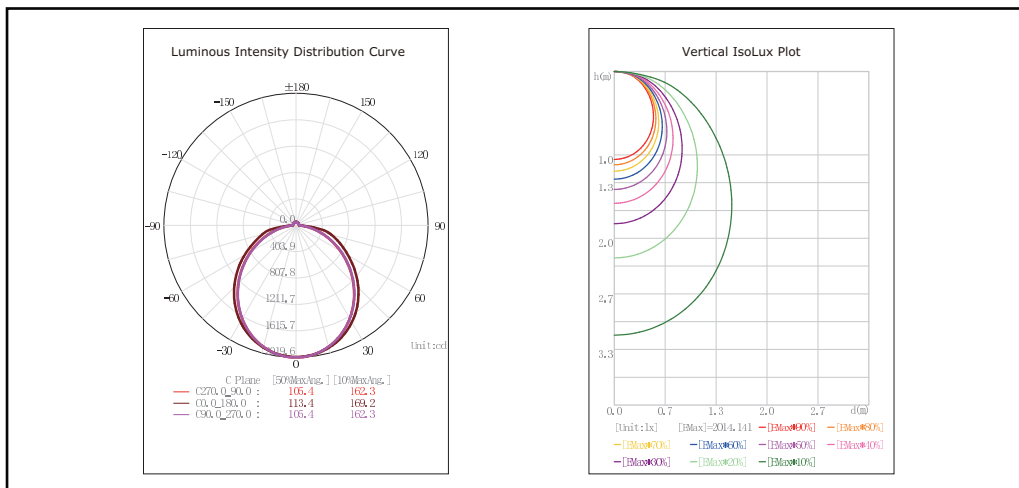
2X2 LUMINOUS INTENSITY DISTRIBUTION DIAGRAM



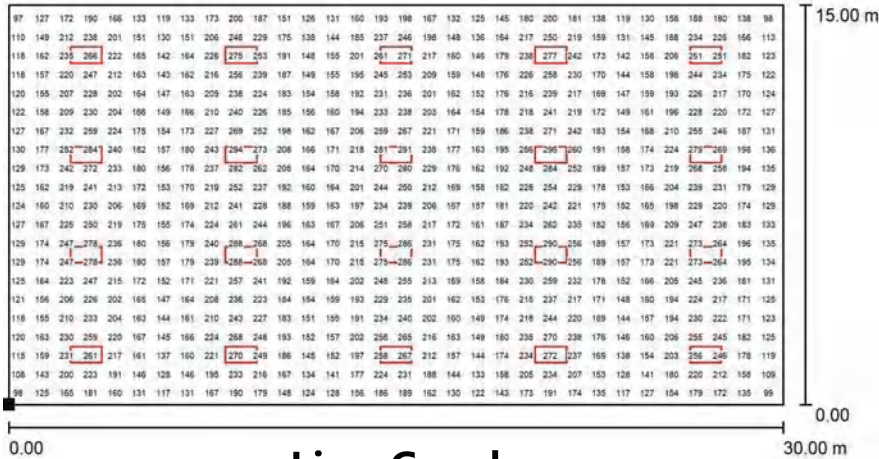
1X4 LUMINOUS INTENSITY DISTRIBUTION DIAGRAM




2X4 LUMINOUS INTENSITY DISTRIBUTION DIAGRAM



Simulation chart

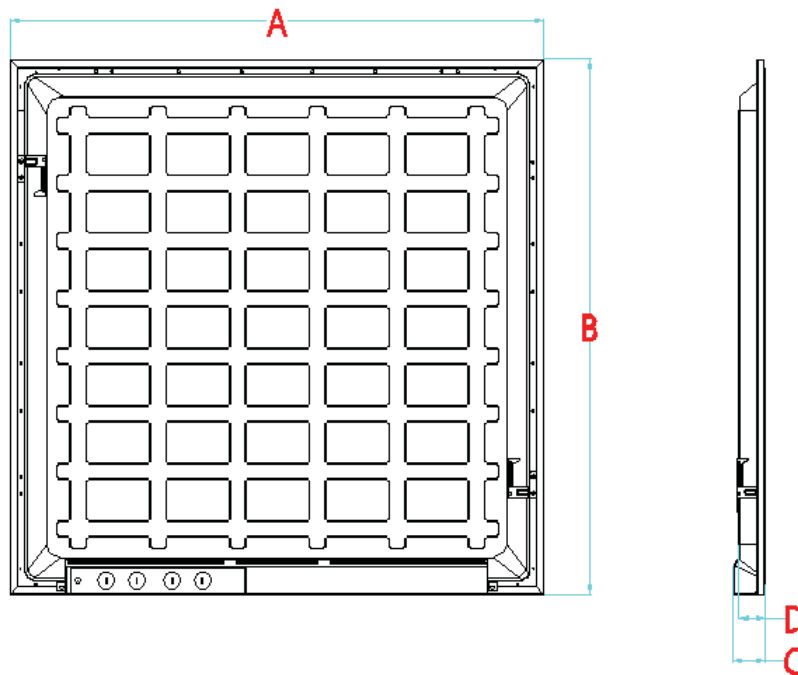


Line Graph



Thermal Imaging

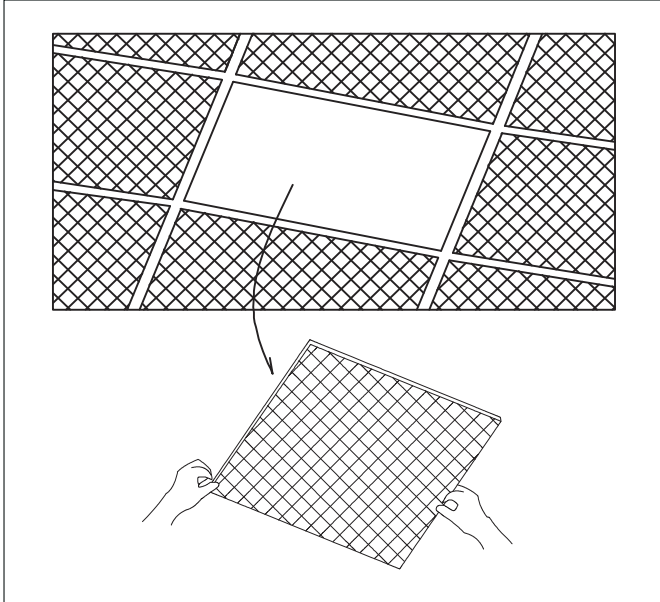
Product Dimension



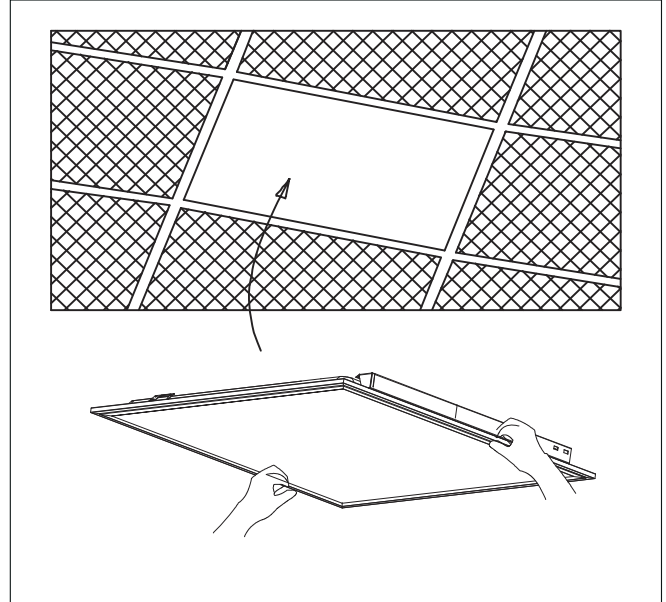
Mode	size	A (inch)(mm)	B (inch)(mm)	C (inch)(mm)	D (inch)(mm)
BPL-22-40W-L-H	2x2 FT	23.74" (603mm)	23.74" (603mm)	1.5" (38mm)	1.18" (30mm)
BPL-14-40W-L-H	1x4 FT	47.76" (1213mm)	11.93" (303mm)	1.5" (38mm)	1.18" (30mm)
BPL-24-50W-L-H	2x4 FT	23.74" (603mm)	47.76" (1213mm)	1.5" (38mm)	1.18" (30mm)

Installation

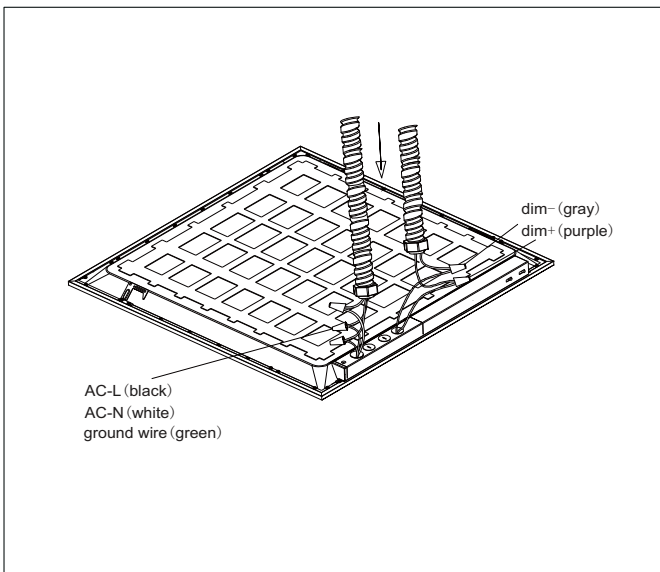
1. Remove 2x2 or 2x4 or 1x4 the from ceiling



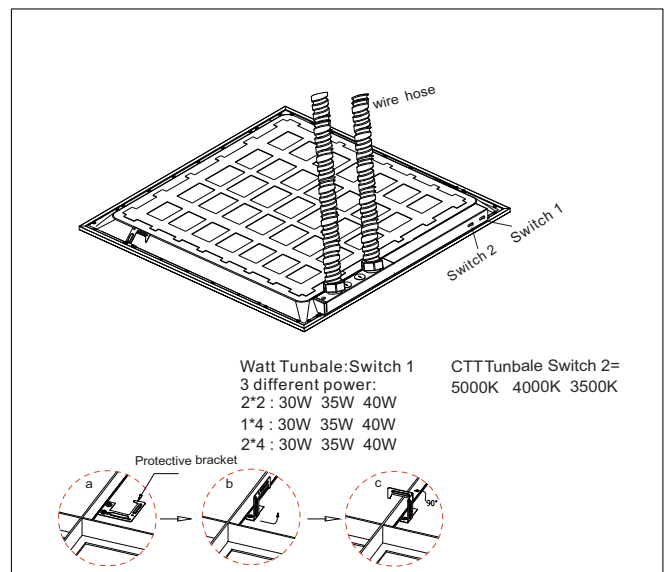
2. Put on the LED panel.



3. Connecting wire: Pls connect AC wire of driver at L(Black),N(White) and G(Green) for normal working; if dimming function needed, it also needs be connected for the both dimmable wires in grey and purple.



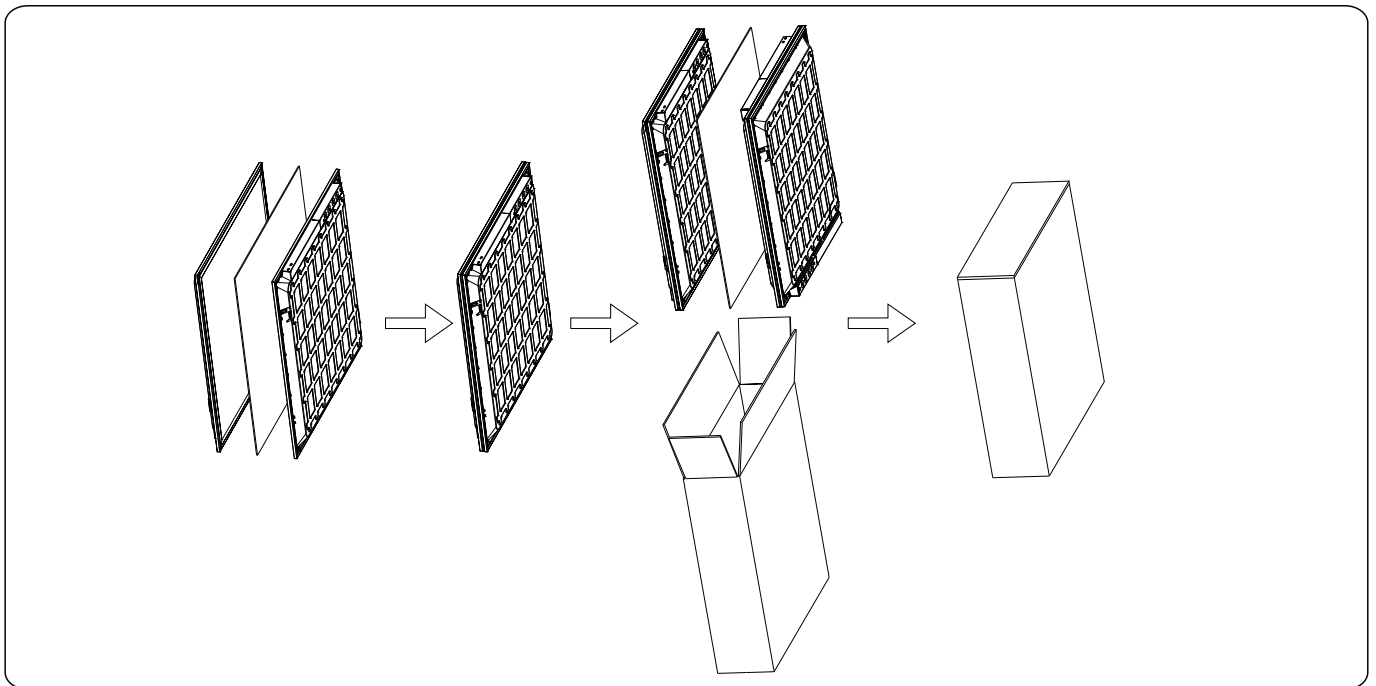
4. Fixed wire hose on the panel, Then installation is completed.
(0-10V CCT&Watts adjustable isolated-driver)



Packing /weight

Size	Outer Carton Size (LxWxH)	Qty/Carton (pcs)	Net weight (kg)(lbs)	Gross weight (kg)(lbs)	20GP (QTY)	40HQ (QTY)
2x2FT	(613*170*625mm) (24.13"x6.70"x24.6")	4PCS	1.8kg 3.96lbs	9.5kg 20.9lbs	1440	3952
1X4FT	(1223*170*325mm) (48.15"x6.70"x12.79")	4PCS	2.0kg 4.4lbs	9.5kg 20.9lbs	1824	3904
2X4FT	(1223*170*625mm) (48.15"x6.70"x24.6")	4PCS	4.0kg 8.8lbs	17.8kg 39.16lbs	820	2004

Packing



Power and CCT Tunable Back-lit LED Panel Light



Note

- 1.The installation and maintenance must be completed by electricians or professionals.
- 2.Please cut off the power before installation and maintenance.
- 3.The fixture is not allowed to be covered by thermally insulating material.
4. Please keep away from the corrosive substance,and keep the fixture dry and clean.
5. Working temperature:-4°F~104°F, storage temperature:-22°F~140°F.