

# SPD-277P-10KA-EC1 Specification



Document No.	PS SPD-277P-10KA-EC1_V01
Version	1.0
Page	1 / 7
Date of Issue	Feb. 20, 17
Classification	<input checked="" type="checkbox"/> New <input type="checkbox"/> Changed

Product Name	Surge Protective Device
Model No.	SPD-277P-10KA-EC1
Product Code	
Product Description	277VAC mains 16AWG/200mm Parallel without thermal fuse
Maximum Continuous Operating Voltage & Max Discharge Current	320VAC, 10kA(8/20μs)
Agency Approval	UL1449 TYPE 5
Manufacturer	McWong International, Inc.
Country of Origin	China

## Surge Protectors

McWong's SPD series of surge protectors is designed for use with LED drivers, fluorescent ballasts, HID ballasts, and induction lighting ballasts. These products provide an additional level of protection from dangerous power line transients in commercial and industrial applications. These devices protect Line-Neutral, Line-Ground, and Neutral-Ground in accordance with IEEE/ANSI 62.41.2. McWong's SPD series also provide option for LED status indicator and threaded nipples.

This product line is suitable for indoor and outdoor. Typically this product is used in 24/7 outdoor applications such as street lighting, parking lots, pathway lighting, and LED signage

## Surge Protection:

- 10KA/KV ratings
- 3-Lead surge protector for parallel 10KA models, 4-Lead surge protector for series 10KA models
- Protects against surges according to IEEE C62.41.2
- Surge location rated Category C3
- Operating ambient temperature:-30°C~+85°C

Data is based upon tests performed by Pacific Lighting & Electrical in a controlled environment and represents relative performance. Actual performance may vary depending on lamp and operating conditions. Specifications are subject to change without notice.

## Applications

- Outdoor and LED Lighting
- Roadway lighting
- Traffic lighting
- Digital signage
- Wash wall lighting
- Parking garage/lot lighting
- Flood lighting
- Tunnel lighting
- Street lighting

## Certifications:

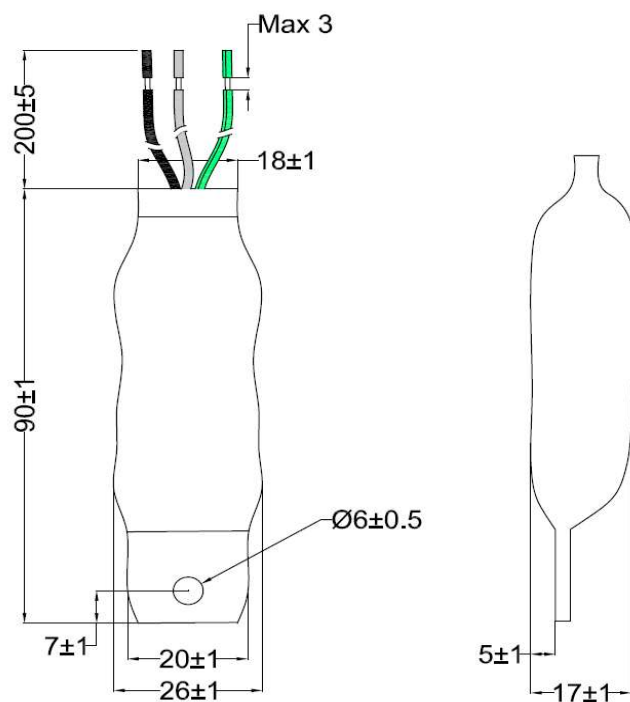
- UL1449 recognized component E466236
- RoHS compliant

## Enclosure:


- Up to IP65 rated enclosure for wet locations
- High temperature / flameproof enclosure (85°C max surface rating)

## Dimensions

Dimensions (mm)



## Agency Approvals

Agency		Standards	File NO.	Category
	UL	UL1449	E466236	Type 5

## Specifications

Technical Feature	Technical Parameters	Reference Standard
Operational Temperature Range	-30°C ~ +85°C	GB/T 10193 IEC 61051
Storage Temperature and Humidity Range (24 hours)	-30°C ~ +85°C	IEC 60068-2-1 IEC 60068-2-2
Nominal System Voltage( $U_n$ )	277Vac	UL 1449 4 <sup>th</sup>
Maximum Continuous Operating Voltage( $U_c$ )	320Vac	UL 1449 4 <sup>th</sup> EN 61643-11:2011
<b>Nominal Discharge Current(<math>I_n</math>) (8/20<math>\mu</math>s)</b>	5kA	UL 1449 4 <sup>th</sup> EN 61643-11: 2011
Open Circuit Voltage( $U_{oc}$ )	20 kV	EN 61643-11 T3
<b>Maximum Discharge Current(<math>I_{max}</math>)(8/20<math>\mu</math>s)</b>	10kA	EN 61643-11: 2011
Measured Limiting Voltage (MLV)	1230V@5kA	UL 1449 4 <sup>th</sup> EN 61643-11: 2011
Voltage Protection Rating ( $U_p$ )	1420V@5kA	EN 61643-11: 2011
Protection Mode	L-N L/N-G	UL 1449 4 <sup>th</sup> EN 61643-11: 2011
Degrees of Protection Provided by Enclosure	IP65	IEC 60529
Weight	78 $\pm$ 10g/PCS	-
Altitude	$\leq$ 2000m	EN 61643-11: 2011

## Strike Rating

20KA SPD Strike Rating (8 x 20 $\mu$ Sec)		10KA SPD Strike Rating (8 x 20 $\mu$ Sec)	
1	@ 25,000A	1	@ 10,000A
2	@ 20,000A	2	@ 6,500A
5	@ 15,000A	15	@ 3,000A
18	@ 10,000A	110	@ 1,500A
130	@ 3,000A		

## Safety Precautions

Read and understand all instructions before installation.

Equipment on the use of the products must have reliable grounding to the earth, the length of the grounding wire should be less than 0.5m.

If you do not follow the instructions, the electric system or associated equipment may be experience breakdown. and it may also void the warranty .

Installation locations: Indoor or outdoor under shield or with protection from direct sunlight.

Fluctuation range of system voltage shall be less than 10%.

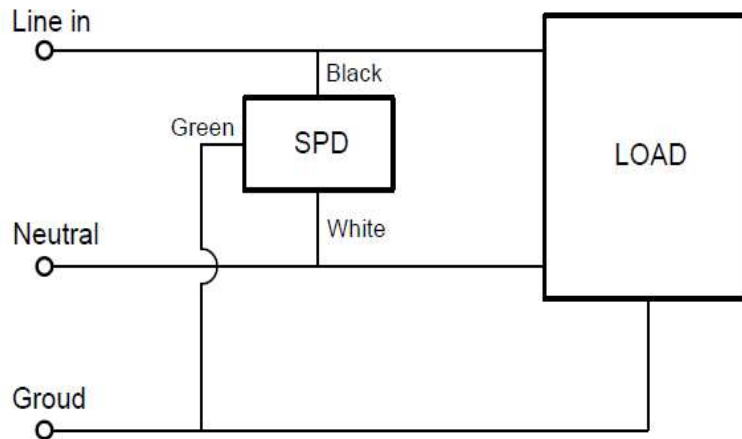
### Mounting Method:

SPDs intended for use in enclosures or inside buildings

SPDs installed in outdoor enclosures

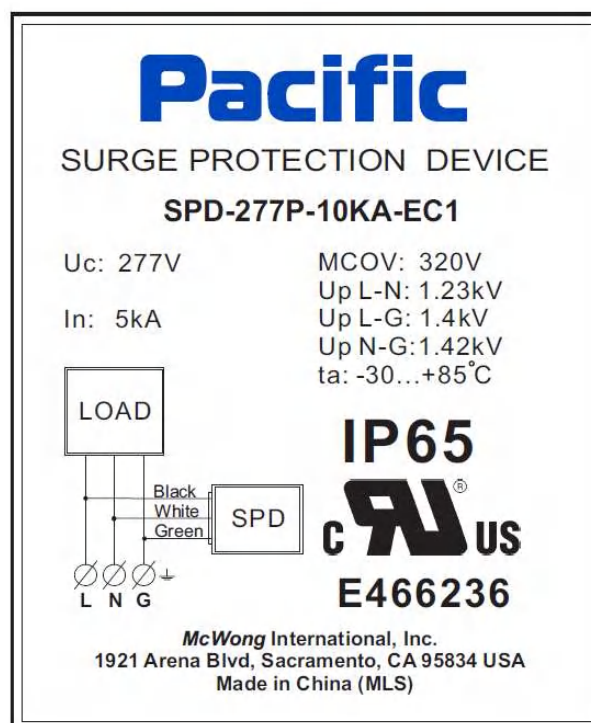
Notice: After installing, the cable shall not be placed under direct sunlight to avoid expediting aging of the insulating layer.

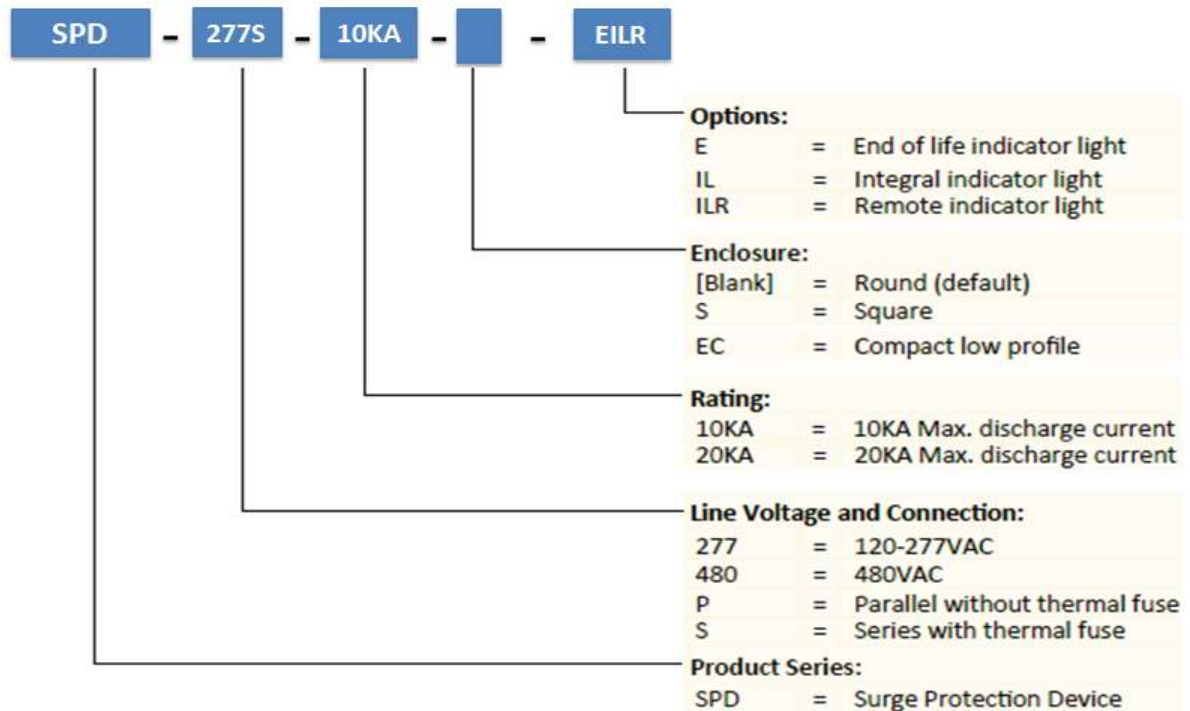
## Application Examples



## Marks and Package

### (a) Marking on Product



(b) **How to Order:****Store Conditions and Effective Date**

- (a) Recommend Long-term Storage Condition: Storage Temperature:-10 °C ~ +40 °C ,Storage Humidity  $\leq$ 75%RH.
- (b) Do not use this products in corrosive gas or direct sunlight environment.
- (C) Storage Period: 2years. (warranty is 60months, why is storage period 2 years, please double confirm this is correct)

### Revision History

Revision Version	Description	Page	Date
1.0	New Issue	1-7Pages	Feb. 20, 17